


2024 annual report to the Community

Robertstown Primary School



Robertstown Primary School number: 385

Partnership: Goyder & Light



School principal:

Bronwyn Whitelaw

Date of endorsement:

11/02/2025



Government
of South Australia
Department for Education

Context Statement

Robertstown Primary School caters for students from R-6. At the time of this report, the enrolment in 2024 is 9. Robertstown Primary School is classified as Category 4 on the Department for Education Index of Educational Disadvantage. At the time of this report, the school population includes , 22% students with disabilities. Further information about the school is available on the school's website (including its context statement), as well as the My School website.

Data Source: Department for Education data holdings from Mid census captured in AUGUST 2024.

Governing Council Report

2024 started with 9 kids then having an additional 3 joining us during the year. We also had another child join us for a couple of weeks all the way from America.

Piano and Auslan continued and is hopefully continuing into 2025.

The Governing Council for 2024 was a very small committee consisting of 4 members: I am hoping this year will be bigger for us.

Teaching staff for 2024 had Carolyn – 3 days, Julie 2 days and Lynda 2 afternoons.

SRC representatives were Louis Royce, Phillipa Royce, and Alyssa McLaughlin who organised fundraisers such as a bus trip to the Burra Creek, and Easter Egg jar guess, a surprise day, an ice-cream day/s and a bingo night. Money raised went to Ronald Mc Donald House.

We purchased a new photocopier and 3 new laptops for the teachers.

Parent Club fundraisers were another hot cross bun drive, Mother’s Day stall for the students, a Kyntons Bakery drive, special lunches for the kids and community, catering for the Robbie Seniors and funds from the concert night. This allowed us to purchase new pin boards and also pay for the students’ camp.

We also welcomed Emily Barr during the year to help Sue job share as the Principal and Monica Jenkins as an SSO.

The Governing Council were informed that due to an ongoing illness; Sue Stacey was taking some leave at the end of the year and term 1 and 2 2025. With the principal’s position being advertised. Bronwyn Whitelaw was the successful candidate to fill this position for us.

Unfortunately, during the school holidays, Sue’s condition deteriorated and she passed away on 17th January 2025, which totally shocked our little school. We all came together and celebrated Sue’s life at the Robertstown Primary School having started teaching here in 1994 and ended up being appointed Principal in many years later. She had a great outlook and impact on our school for those years and she will certainly be missed very dearly.

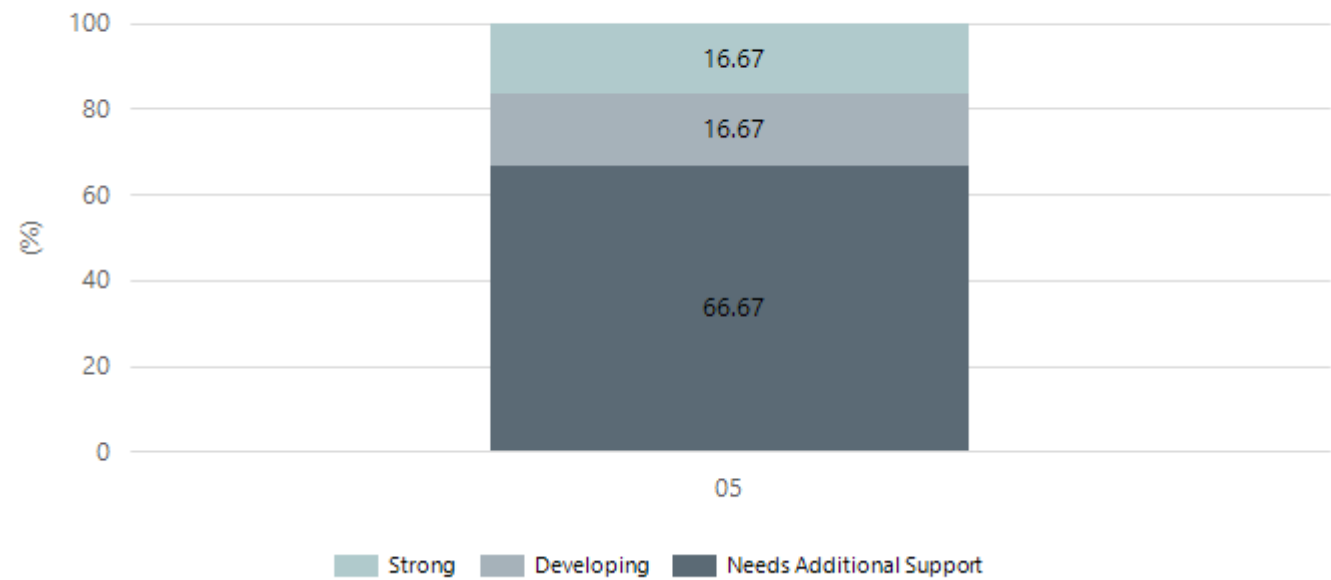
Thank you
Lisa Menzel
Chairperson RPS
Governing Council

Performance Summary

NAPLAN Proficiency

In 2023 the Australian Curriculum, Assessment and Reporting Authority (ACARA) - a Commonwealth Independent statutory authority - announced changes to NAPLAN performance reporting. The new approach replaces the previous numerical NAPLAN bands and the national minimum standard.

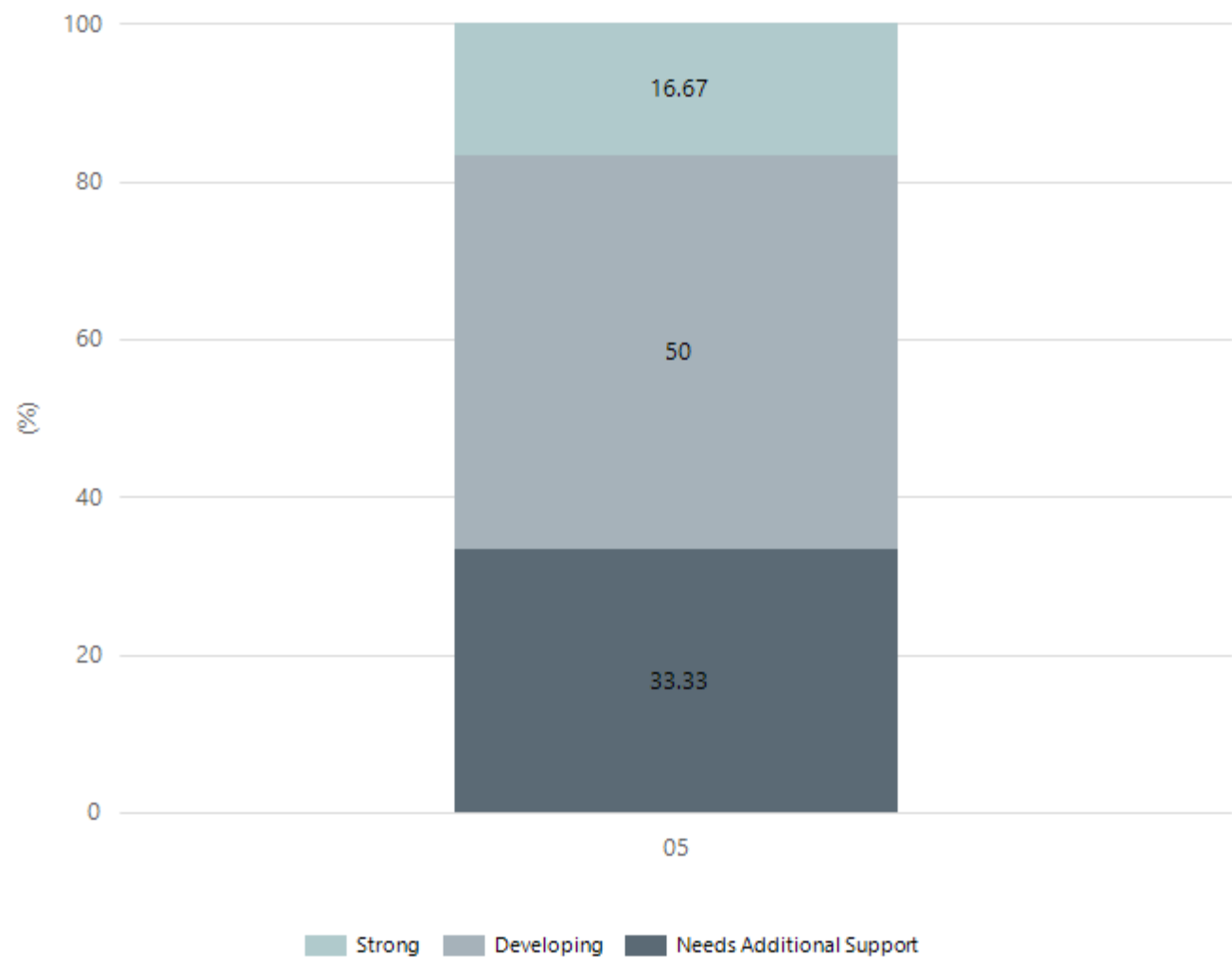
Numeracy



Year Level	05
Strong	1
Developing	1
Needs Additional Support	4
Total	6

Data Source: Department for Education Assessment Data Holdings, 2024. If there are less than 6 students who sat NAPLAN in a school, no information will be shown. If a year level has less than 6 students, that year level will not be shown in NAPLAN results.

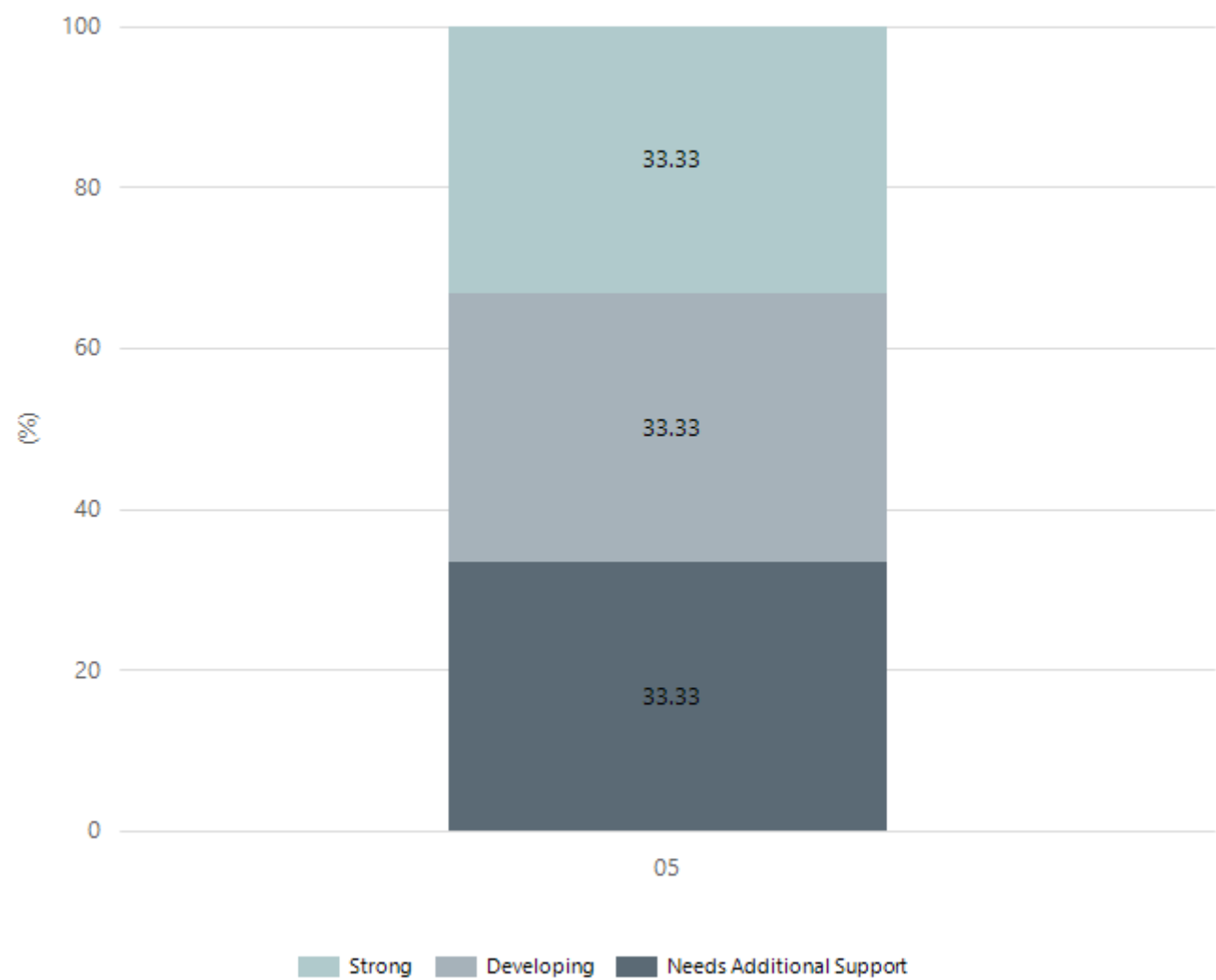
Reading



Year Level	05
Strong	1
Developing	3
Needs Additional Support	2
Total	6

Data Source: Department for Education Assessment Data Holdings, 2024. If there are less than 6 students who sat NAPLAN in a school, no information will be shown. If a year level has less than 6 students, that year level will not be shown in NAPLAN results.

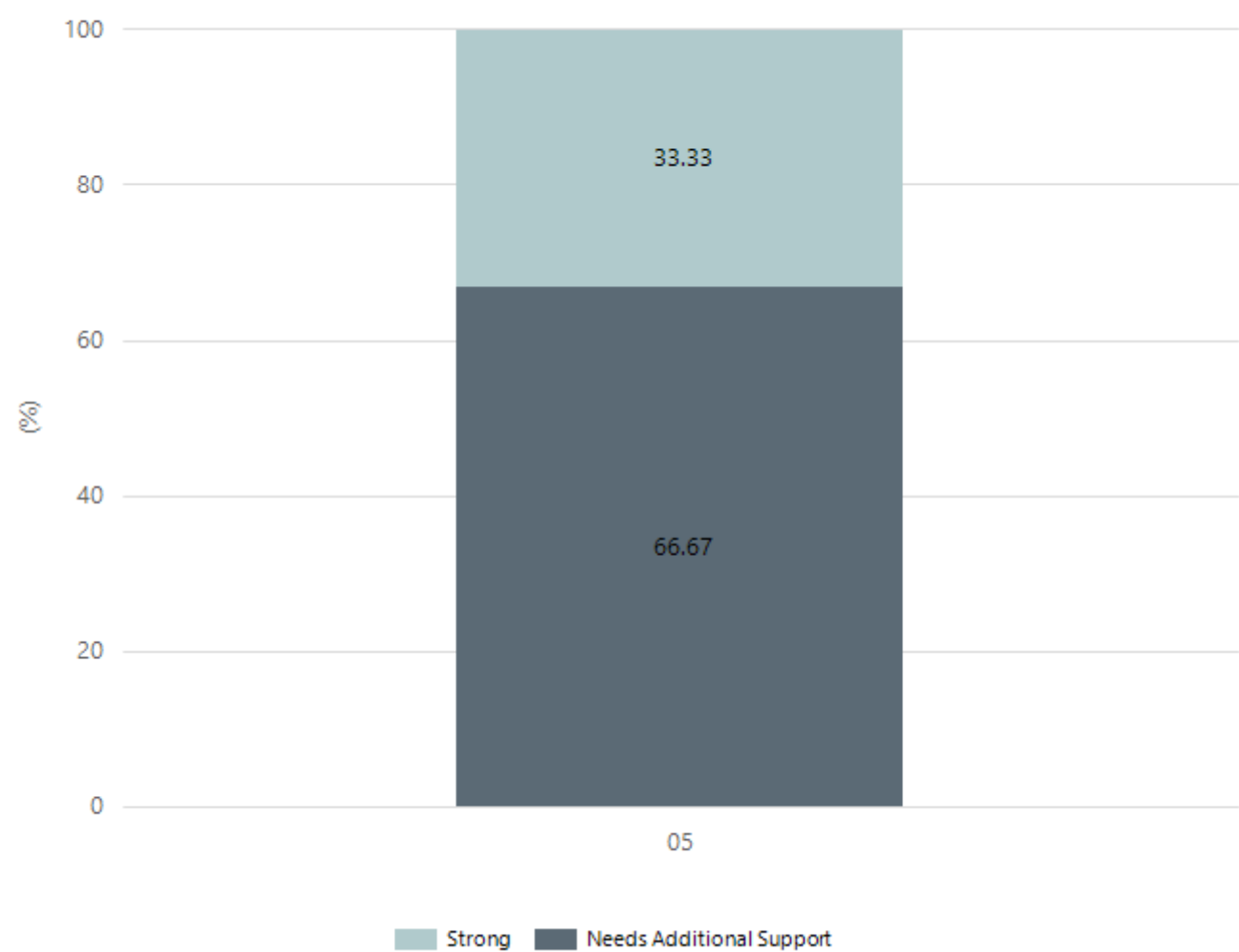
Writing



Year Level	05
Strong	2
Developing	2
Needs Additional Support	2
Total	6

Data Source: Department for Education Assessment Data Holdings, 2024. If there are less than 6 students who sat NAPLAN in a school, no information will be shown. If a year level has less than 6 students, that year level will not be shown in NAPLAN results.

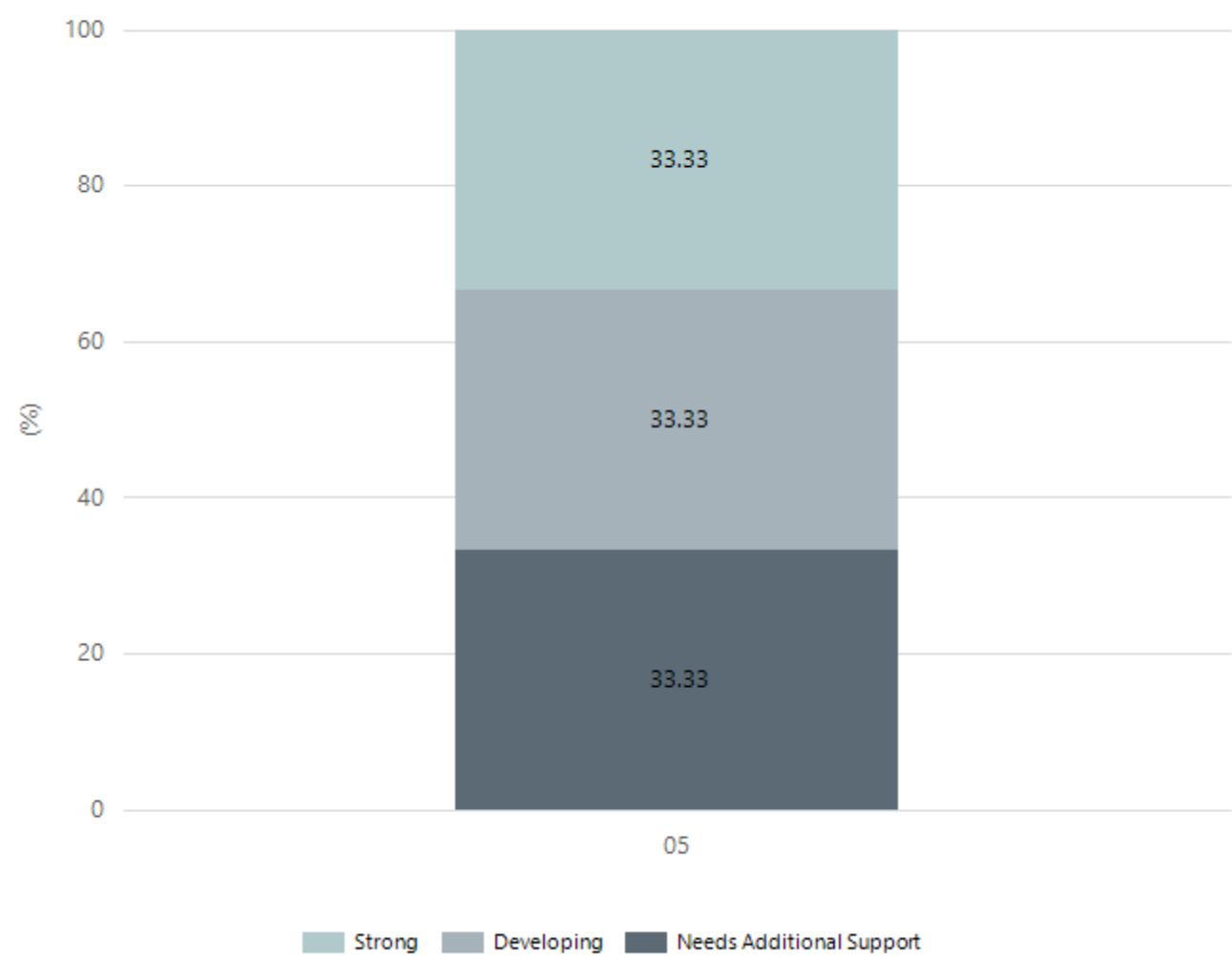
Grammar



Year Level	05
Strong	2
Needs Additional Support	4
Total	6

Data Source: Department for Education Assessment Data Holdings, 2024. If there are less than 6 students who sat NAPLAN in a school, no information will be shown. If a year level has less than 6 students, that year level will not be shown in NAPLAN results.

Spelling



Year Level	05
Strong	2
Developing	2
Needs Additional Support	2
Total	6

Data Source: Department for Education Assessment Data Holdings, 2024. If there are less than 6 students who sat NAPLAN in a school, no information will be shown. If a year level has less than 6 students, that year level will not be shown in NAPLAN results.

School Attendance

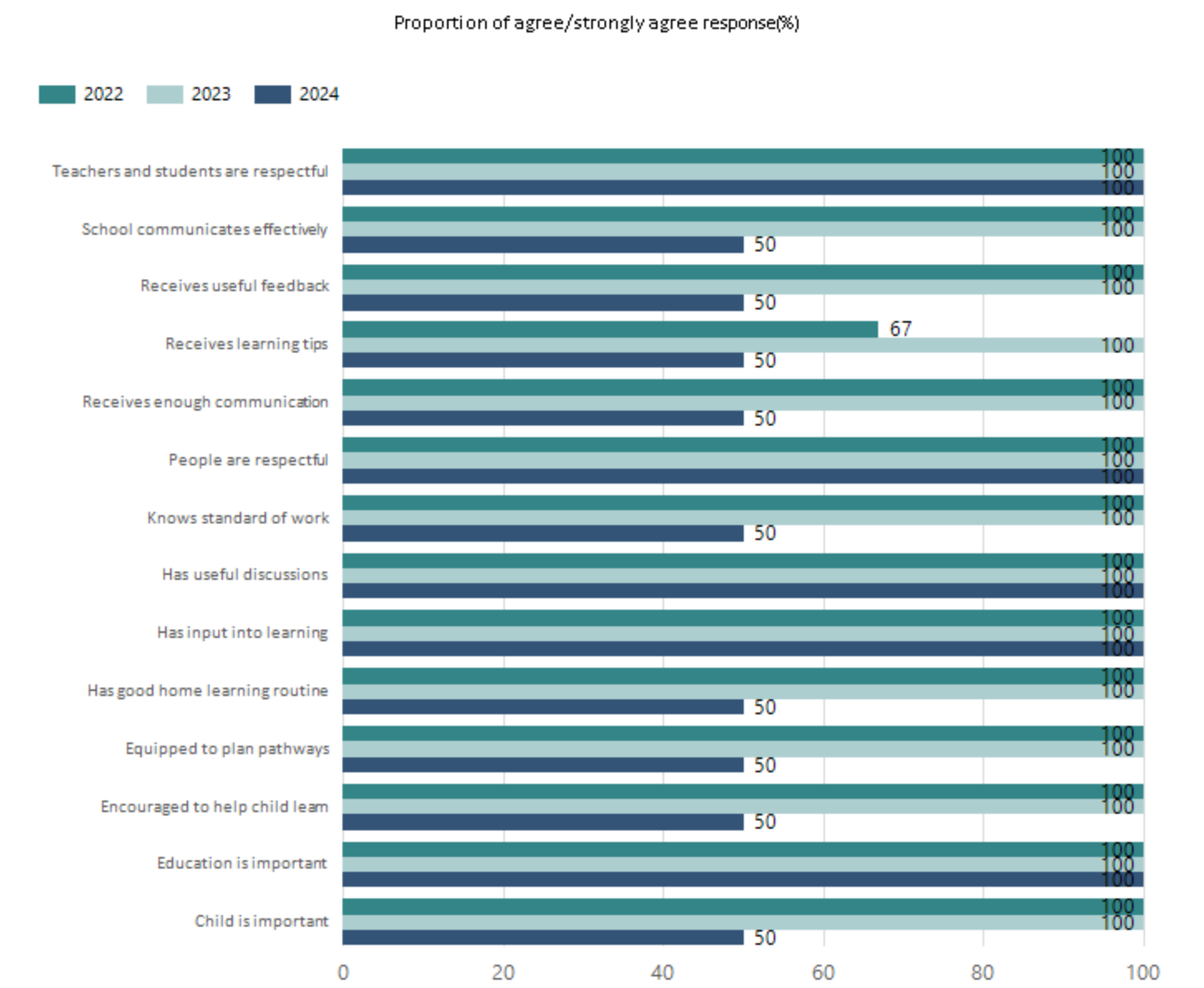
Year Level	2022	2023	2024
Reception	92.3%		
Year 01		95.0%	
Year 02			98.0%
Year 03	73.3%	62.5%	
Year 04	86.7%	91.3%	88.6%
Year 05	71.0%	92.4%	91.4%
Year 06	63.6%	92.6%	89.7%
Total	76.0%	89.2%	91.1%

Data Source: Department for Education Attendance Data, Semester 1 Report 2024. A blank cell indicates there we no students enrolled. 'Primary Other' includes students enrolled in specialised education options. 'Secondary Other' includes students who have already spent a year at Year 12 and elected to undertake further study at Year 12.

Attendance Comment

In South Australia, all children and young people must be in school from 6 years to 16 years old. They must attend a government or non-government school full time. From age 16 to 17 however, young people must attend school or an approved learning program (such as an apprenticeship, traineeship, accredited course or university). Schools and parents must encourage and support students to come to school every day. Parents and caregivers must make sure their child is enrolled in a school, and attends school all day and everyday it is open, unless a child is sick or has an approved exemption. Teachers and leaders actively follow up when a student misses school, including recording all absences and non-attendance. All schools in South Australia have local attendance procedures governed under the Education and Children's Services Regulations 2020.

School Parent Opinion Survey Results



Data Source: 2024 Department for Education Parent Opinions Survey, Term 3 2024.

Intended Destination

Leave Reason	Number	%
TG - TRANSFERRED TO SA GOVERNMENT SCHOOL	1	100.0%

Data Source: Department for Education Destination Data Report, 2024. Data extract term 3 2024. Data shows recorded destinations for students that left the school in the previous year. Data is uploaded by schools in term 3 and may not reflect final or total figures at time of report creation.

Highest Qualifications held by the teaching workforce and workforce composition

All teachers at this school are qualified and registered with the SA Teachers Registration Board.

Qualification Level	Number of Qualifications
Bachelor's degrees or Diplomas	3

Data Source: Data extracted from Mandatory Workforce Information Collections as on the last pay date of June 2024. As self-reported by staff in the system.

Please note: Data includes staff who are Actively employed and on extended paid leave. Please note only the highest qualification of the Teaching staff is reported. Excludes any number of other certifications earned.

Workforce composition including indigenous staff

	Teaching Staff		Non-Teaching Staff	
	Indigenous	Non-Indigenous	Indigenous	Non-Indigenous
Full-Time Equivalents	0.0	1.8	0.0	2.3
Persons	0.0	3.0	0.0	4.0

Data Source: Data extracted from Mandatory Workforce Information Collection as on the last pay date of June 2024.

Please note: Data includes staff who are actively employed and on extended paid leave. "Indigenous category" is self-reported by staff in the system.

Financial Statement

Funding Source	Amount
Grants: State	\$43,628.33
Grants: Commonwealth	nil
Parent Contributions	\$2,583:00
Fund Raising	\$1,796.60
Other	

Data Source: School supplied data.